



Torrance Unified School District Online Registration – Frequently Asked Questions



Q1. What information do I need to log in to register my student?

A1. You will need at least one active parent account in PowerSchool. If you have not already created one, go to <https://ps.tusd.org> and click the “Create Account” tab.

After you have created a parent account, you will need to enter an access ID/password for each student to link him/her to your parent account. (Access IDs and passwords are only used one time to link the student to your account. This is not your parent login information.)

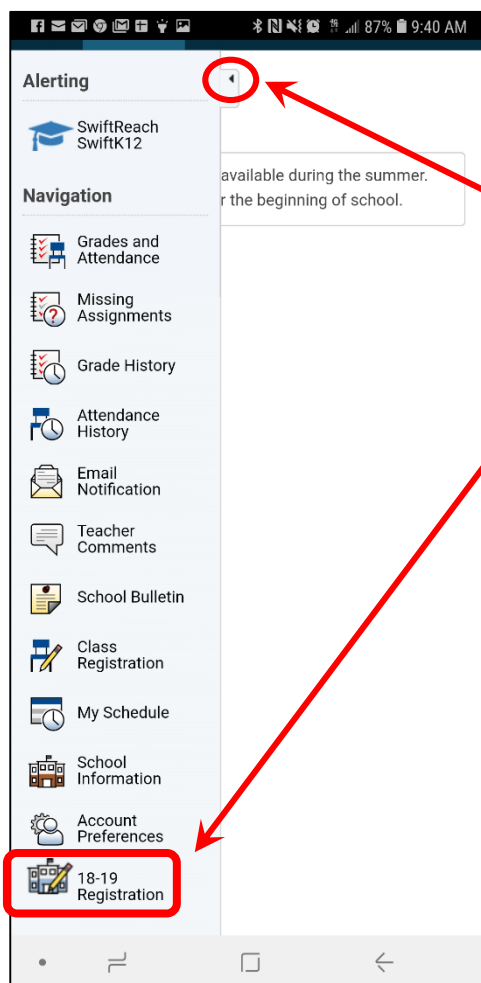
Q2. How will I receive my student’s access ID and password?

A2. New students who just enrolled in the Family Welcome Enrollment Center will receive an email from the TUSD Communications Office within the next week. This email will include the student’s access ID and password needed to link that student to your parent account.

Parents of returning students were emailed the access ID’s and passwords in June 2018 and then again in early August 2018.

Q3. Can I use a mobile phone to do my registration?

A3. Yes, registration can be done on a mobile phone. However, the Powerschool app does not have the “18-19 Registration” icon. You will need to use the Internet browser on your phone to access the full site.



Click the far left arrow to view the left navigation bar.

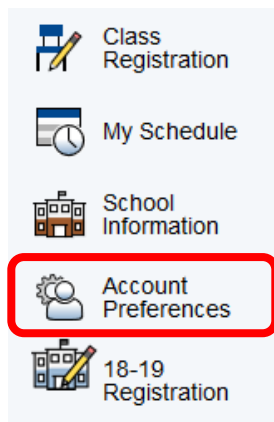
Then scroll down and click on the “18-19 Registration” icon at the bottom of the screen.

Q4. I reviewed and updated my information; however, the “Submit” button is grayed out.

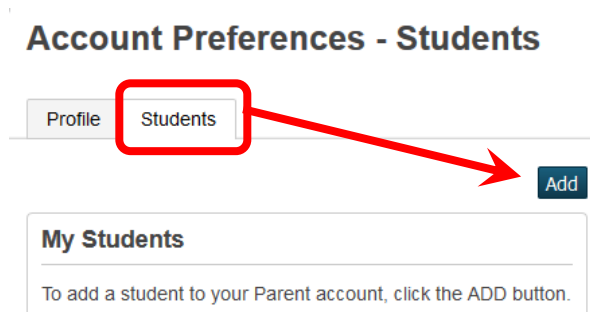
A4. Scroll down the review page and look for any text marked in red. The red text indicates errors that need to be resolved before you will be able to click “Submit.” (This could be missing or incorrect information.) Once all errors have been resolved, the “Submit” button will be available again.

Q5. How can I add additional students to my existing parent account?

A5. After logging into your parent account, click on the “Account Preferences” icon at the bottom left.



Then click the “Students” tab and “Add.” Remember you will need access ID’s and passwords for each student.



Still Have Questions?

For more information, go to <http://registration.tusd.org>.

This page also has a link for parents to submit their contact information and request assistance.

Your school staff can also assist you.

